

Specifications

Models	Z-34/22 DC			
Measurements	Metric	US	Metric	US
Working height maximum*	12.52 m	40 ft 6 in	12.52 m	40 ft 6 in
Platform height maximum	10.52 m	34 ft 6 in	10.52 m	34 ft 6 in
Horizontal reach maximum	6.78 m	22 ft 3 in	6.78 m	22 ft 3 in
Up and over clearance maximum	4.57 m	15 ft	4.57 m	15 ft
▲ Platform length	0.76 m	2 ft 6 in	0.76 m	2 ft 6 in
▲ Platform width	1.42 m	4 ft 8 in	1.42 m	4 ft 8 in
▲ Height - stowed	2.00 m	6 ft 7 in	2.00 m	6 ft 7 in
▲ Length - stowed	5.64 m	18 ft 6 in	5.64 m	18 ft 6 in
▲ Storage height	2.26 m	7 ft 5 in	2.26 m	7 ft 5 in
▲ Storage length	4.08 m	13 ft 5 in	4.08 m	13 ft 5 in
▲ Width	1.73 m	5 ft 8 in	1.73 m	5 ft 8 in
▲ Wheelbase	1.88 m	6 ft 2 in	1.88 m	6 ft 2 in
▲ Ground clearance - center	0.15 m	6 in	0.15 m	6 in

Productivity

Lift capacity	227 kg	500 lbs	227 kg	500 lbs
Platform rotation	180°	180°	180°	180°
Vertical jib rotation	139°	139°	139°	139°
Turntable rotation	355° non-continuous		355° non-continuous	
Turntable tailswing	zero	zero	zero	zero
Drive speed - stowed	6.4 km/h	4.0 mph	6.4 km/h	4.0 mph
Drive speed - raised**	1.1 km/h	0.68 mph	1.1 km/h	0.68 mph
Gradeability - stowed***	30%	30%	30%	30%
Turning radius - inside	1.75 m	5 ft 9 in	1.75 m	5 ft 9 in
Turning radius - outside	4 m	13 ft 1 in	4 m	13 ft 1 in
Controls	24V DC proportional		24V DC proportional	
Tyres - foam filled	23x37 cm	9 x 14.5 in	23x37 cm	9 x 14.5 in

Power

Power Source	48V DC (eight 6 V batteries 315 Ah capacity)		48V DC (eight 6 V batteries 315 Ah capacity) with Tier IV Kubota 13.3 Hp (9.9 kw) diesel driven alternator	
Auxiliary Power Unit	24V DC	24V DC	24V DC	24V DC
Hydraulic Tank Capacity	15.1 L	4 gal	15.1 L	4 gal
Fuel Tank Capacity	—	—	35.2 L	9 gal

Sound & Vibration Levels

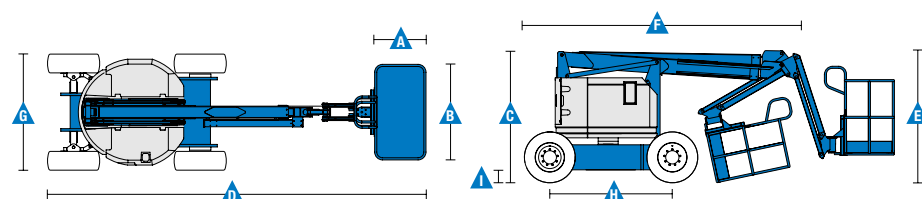
Sound pressure level (ground)	<70 dBA	<70 dBA	<70 dBA	<70 dBA
Sound pressure level (platform)	<70 dBA	<70 dBA	<70 dBA	<70 dBA
Vibration	<2.5 m/s ²	<8 ft 2 in/s ²	<2.5 m/s ²	<8 ft 2 in/s ²

Weight****

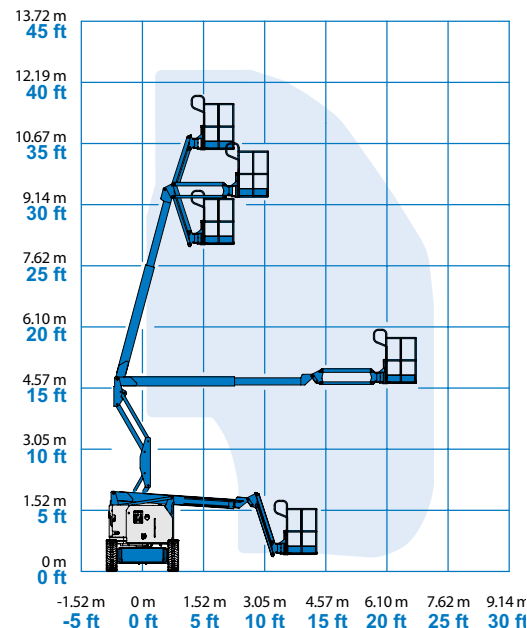
	5,179 kg	11,189 lbs	5,632 kg	12,189 lbs
--	----------	------------	----------	------------

Standards Compliance

EU Directives: 2006/42/EC - Machinery (harmonized standard EN280); 2004/108/EC (EMC); 2006/95/EC (LVD); 2000/14/EC (Outdoor Noise)



Range Of Motion Z-34/22 DC/Bi



* The metric equivalent of working height adds 2 m to platform height. U.S. adds 6 ft to platform height.

** In lift mode (platform raised), the machine is designed to operate on firm, level surfaces only.

*** Gradeability applies to driving on slopes. See operator's manual for details regarding slope ratings.

**** Weight will vary depending on options and/or country standards.

Features

Standard Features	Easily Configured To Meet Your Needs	Options & Accessories
-------------------	--------------------------------------	-----------------------

Measurements

- 12.52 m (40 ft 6 in) working height
- 6.78 m (22 ft 3 in) horizontal reach
- 4.57 m (15 ft) up and over clearance
- Up to 227 kg (500 lbs) lift capacity

Productivity

- 1.22 m (4 ft) jib boom with 139° working range
- Self-leveling platform
- Hydraulic platform rotation
- Proportional joystick controls
- Telematics-Ready Connector
- Thumb rocker steer
- Drive enable
- Chassis tilt drive function cut-out
- AC power cord to platform
- Horn
- Hour meter
- Tilt alarm
- Descent & travel alarms
- Flashing beacon
- 355° non-continuous turntable rotation
- Locking turntable covers (Bi-Energy only)
- Zero tailswing
- Dual parallelogram for vertical wall tracking
- Lift Guard™ Contact Alarm

Power

- 48V deep cycle battery pack
- 24V DC auxiliary power
- On board alternator powered by Tier IV Kubota 9.9 kW (13.3 hp) engine (Bi-energy model only)
- Universal 30A battery smart charger
- Battery charge indicator
- Low battery voltage interrupt

Platform Options

- Steel 1.42 m (4 ft 8 in) (standard)
- Steel 1.17 m (3 ft 10 in)

Jib

- Articulating 1.22 m (4 ft) jib boom

Power

- 48V DC power source (eight 6V 315 Ah batteries) (Bi-Energy)

Drive

- 2 x 4

Tyre Options

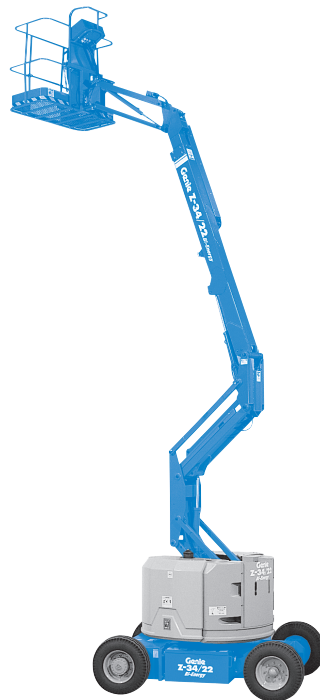
- Industrial foam-filled (standard)
- Industrial non-marking foam-filled (DC only)

Productivity Options

- Platform auxiliary top rail
- Air line to platform
- Power to platform: plug, socket, with optional Residual-current Circuit Breaker with Overcurrent protection
- Work lights package (2 on chassis, 2 on platform) ⁽²⁾
- Aircraft protection kit ^(1,2): platform foam padding and padded disable system
- Biodegradable hydraulic oil
- Hostile environment kit ⁽²⁾: cylinder bellow, boom wiper seals and platform control box covers
- Chassis tilt lift function cut-out kit
- Track & Trace ⁽³⁾ (GPS unit providing machine location & operating information)
- Lockable platform control box cover
- Tool tray ⁽⁴⁾

Power Options

- AGM maintenance-free batteries ⁽²⁾
- Low temperature cut-out module



⁽¹⁾ Reduces load capacity of about 27 kg (60 lb). Available only on standard platform. Not available with any other platforms nor options on the platform
⁽²⁾ Factory-fit option only
⁽³⁾ Includes a first 2 years subscription
⁽⁴⁾ Aftermarket only